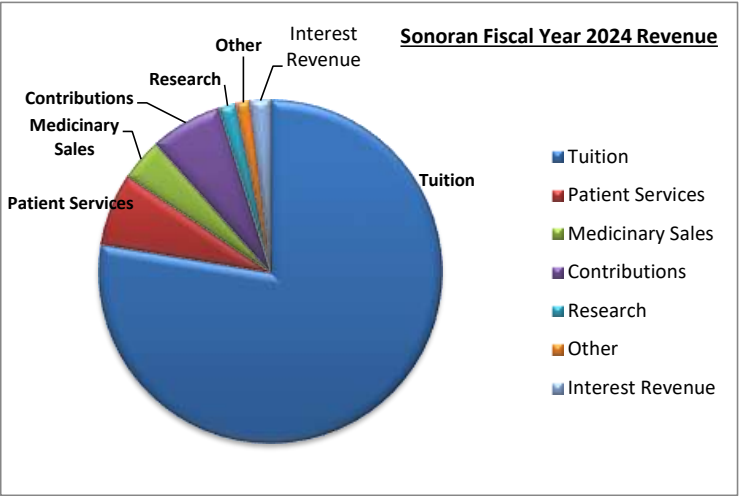


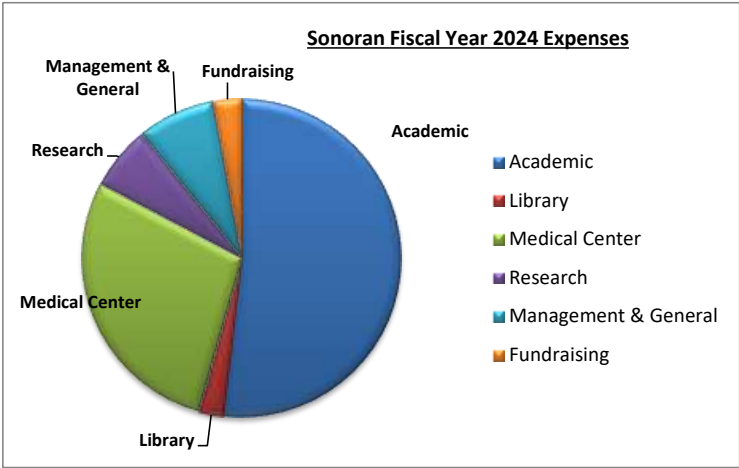
Sonoran Fiscal Year 2024 Revenue

|                  |                 |      |
|------------------|-----------------|------|
| Tuition          | \$16,008,959.00 | 78%  |
| Patient Services | \$1,406,943.00  | 7%   |
| Medicinary Sales | \$824,727.00    | 4%   |
| Contributions    | \$1,388,639.00  | 7%   |
| Research         | \$341,209.00    | 2%   |
| Other            | \$276,247.00    | 1%   |
| Interest Revenue | \$382,461.00    | 2%   |
| Total            | \$20,629,185.00 | 100% |



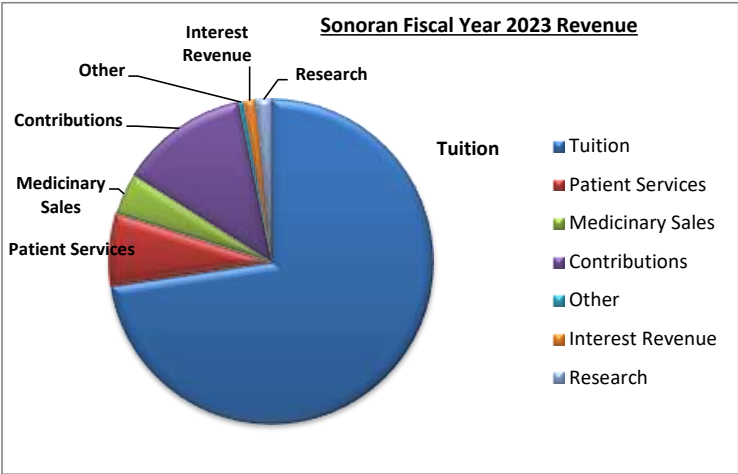
Sonoran Fiscal Year 2024 Expenses

|                      |                 |      |
|----------------------|-----------------|------|
| Academic             | \$10,685,288.00 | 52%  |
| Library              | \$520,259.00    | 3%   |
| Medical Center       | \$5,840,470.00  | 28%  |
| Research             | \$1,340,961.00  | 7%   |
| Management & General | \$1,617,305.00  | 8%   |
| Fundraising          | \$604,168.00    | 3%   |
| Total                | \$20,608,451.00 | 100% |



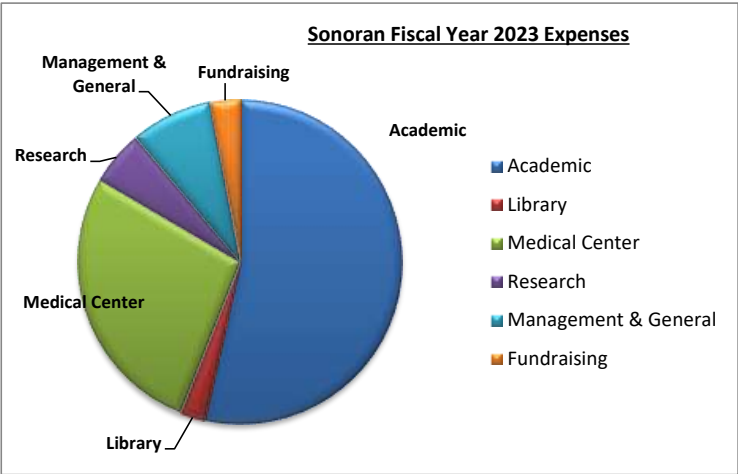
Sonoran Fiscal Year 2023 Revenue

|                  |                 |      |
|------------------|-----------------|------|
| Tuition          | \$14,930,647.00 | 73%  |
| Patient Services | \$1,463,356.00  | 7%   |
| Medicinary Sales | \$853,304.00    | 4%   |
| Contributions    | \$2,637,850.00  | 13%  |
| Other            | \$97,242.00     | 0%   |
| Interest Revenue | \$242,326.00    | 1%   |
| Research         | \$325,409.00    | 2%   |
| Total            | 20,550,134.00   | 100% |



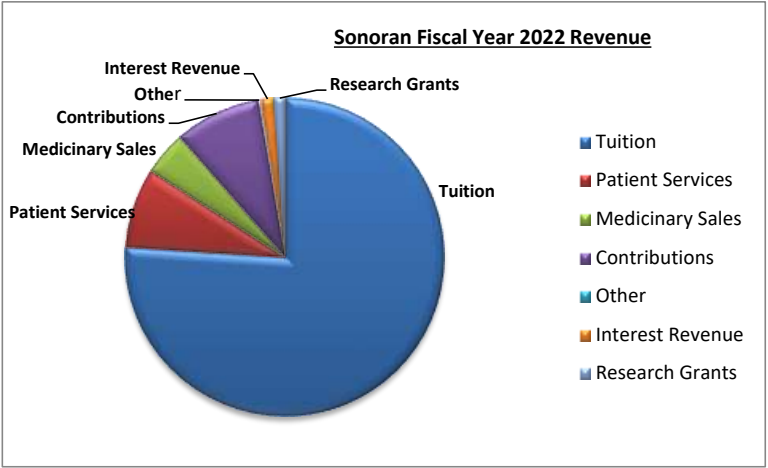
Sonoran Fiscal Year 2023 Expenses

|                      |                 |      |
|----------------------|-----------------|------|
| Academic             | \$10,985,729.00 | 54%  |
| Library              | \$507,454.00    | 2%   |
| Medical Center       | \$5,632,135.00  | 27%  |
| Research             | \$1,114,091.00  | 5%   |
| Management & General | \$1,659,488.00  | 8%   |
| Fundraising          | \$622,313.00    | 3%   |
| Total                | 20,521,210.00   | 100% |



Sonoran Fiscal Year 2022 Revenue

|                  |                 |      |
|------------------|-----------------|------|
| Tuition          | \$14,475,339.00 | 78%  |
| Patient Services | \$1,537,952.00  | 8%   |
| Medicinary Sales | \$853,530.00    | 5%   |
| Contributions    | \$1,657,279.00  | 9%   |
| Other            | \$48,106.00     | 0%   |
| Interest Revenue | -\$263,691.00   | -1%  |
| Research Grants  | \$205,422.00    | 1%   |
| Total            | 18,513,937.00   | 100% |



Sonoran Fiscal Year 2022 Expenses

|                      |                 |      |
|----------------------|-----------------|------|
| Academic             | \$10,784,181.00 | 54%  |
| Library              | \$490,238.00    | 2%   |
| Medical Center       | \$5,619,246.00  | 28%  |
| Research             | \$1,106,739.00  | 6%   |
| Management & General | \$1,407,804.00  | 7%   |
| Fundraising          | \$570,867.00    | 3%   |
| Total                | 19,979,075.00   | 100% |

